



Mobile app allowing citizens to report a theft or a crime from a mobile device.

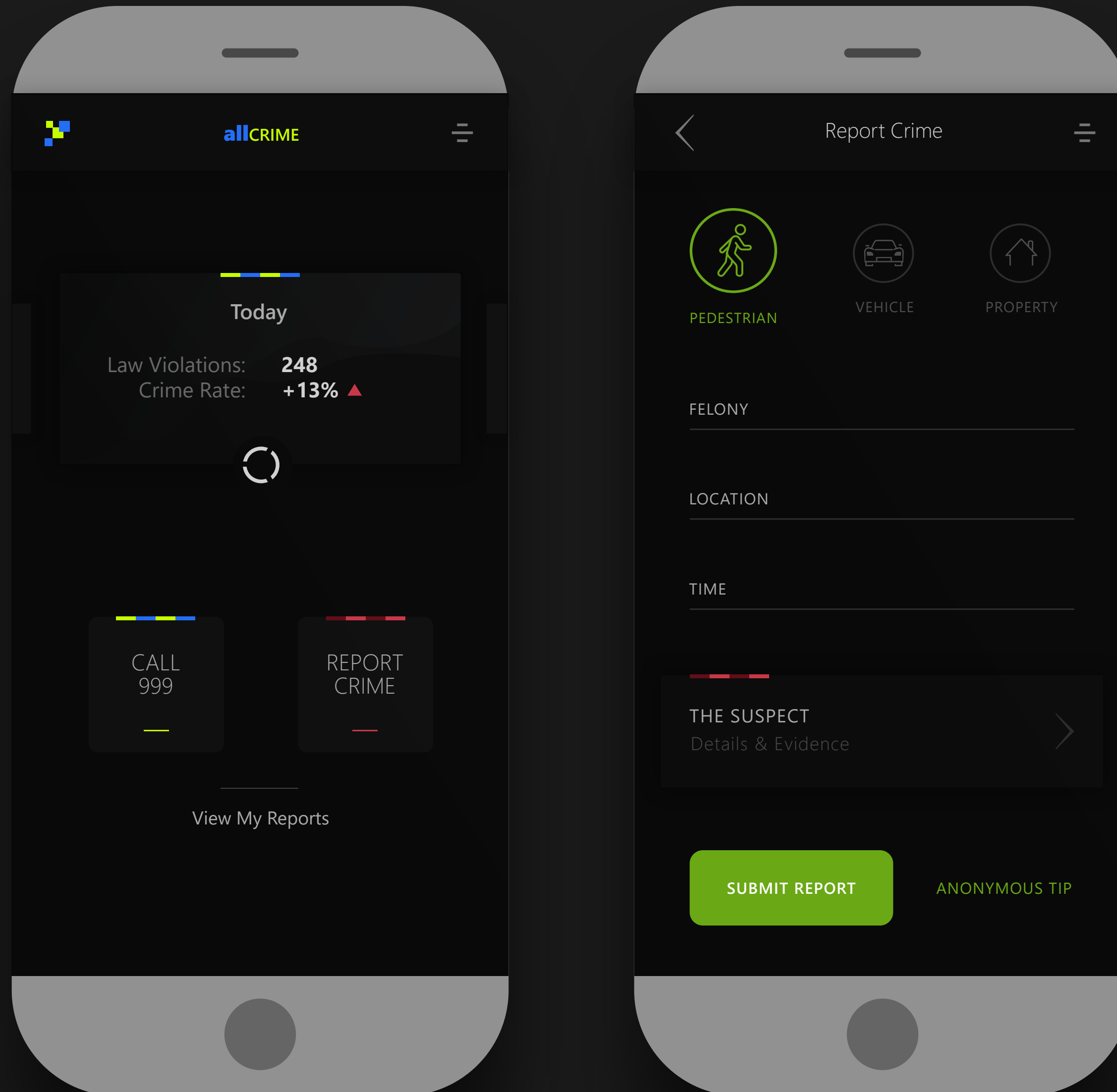
Date: 26 Sept 2022

Platform: Mobile

Author: **PREDU DANI**

predudany09@gmail.com

www.predudany.com



CHALLENGE

The current process for reporting a felony/crime in UK is time consuming for the **citizens** and involves too much bureaucracy for the Law Enforcements.

It also takes a lot of time and work for the **Police** to manually gather all the details and statements from all witnesses in case of a law violation.

SOLUTION

Building a mobile app that digitally allows citizens to file a report for crime/felony they experienced as a victim or a witness, along with all the relevant details/evidence they can provide regarding that crime.

The UK Police can view the Reports and act accordingly.

WHAT I DID

- ~ Branding
- ~ Setting goals and objectives
- ~ Establishing key audiences
- ~ Building personas
- ~ Creating Scenarios
- ~ Conducting UX Research
- ~ Detailed Solution
- ~ User Journey & Experience Map
- ~ Low-fidelity Prototypes
- ~ Wireframes
- ~ High-fidelity Detailed Design & Guidelines
- ~ In-Depth View of the finished product
- ~ Explore Further Applications and Development



01. GOALS AND OBJECTIVES

APP NAME: allCRIME
APP OWNER: UK Police

WHAT IS THE APP ABOUT?

The app is all about allowing users to file a report regarding a felony/crime they witnessed in order for law enforcements to quick and easily identify the suspects.


WHAT ARE THE GOALS OF THE APP

The Goal of the app is to simplify the process of submitting a Crime Report.

WHO ARE THE USERS OF THE APP


Primary audience: All citizens

***NOTE:** A UX strategy includes the why, what, how, who, and when of the project, the details that will provide its structure and demonstrate its progress and evolution. First, I identify business goals; then I identify usability goals that allows me to develop the UX vision and strategy.



Citizens

Common users, citizens who are victims of a crime or witnessed a felony.



Drivers

Vehicle drivers who witnessed a traffic violation or were a victim of bad driving conduit.



Dedicated Concerned Citizens

Users that search on purpose for law violations and report them.

***NOTE:** There are many different methods we can use to think about our audience segments, focusing on differences can help us prioritize and design the features that best meet the needs of each.

WHO ARE THEY?

Age: 6 - 70

Gender: Male, Female

Family: Single & Married

Social Class: All

HOW DO THEY FIND INFORMATION?

On desktop/laptops - smartphones, mobile phone and email communication. Social platforms and search engines.

MAIN GOALS / WHAT DO THEY WANT?

- ~ To easily report a crime they were a victim of or witnessed.
- ~ Be able to remain anonymous.
- ~ To check the status of their reports.

PAIN POINTS

- ~ Time consuming to report a crime/felony or send video/photo footage to police.
- ~ Staying anonymous after submitting the Crime Report inside a police station.
- ~ Staying anonymous after visited by the police regarding a reported crime.
- ~ Keep track and verify if the Police viewed the Report you filed.

MOTIVATION

- ~ Quick and easily file a Crime Report and send video/photo footage to police.
- ~ The crime suspect will not know the witness.
- ~ Keep track and verify all of your reports Status.

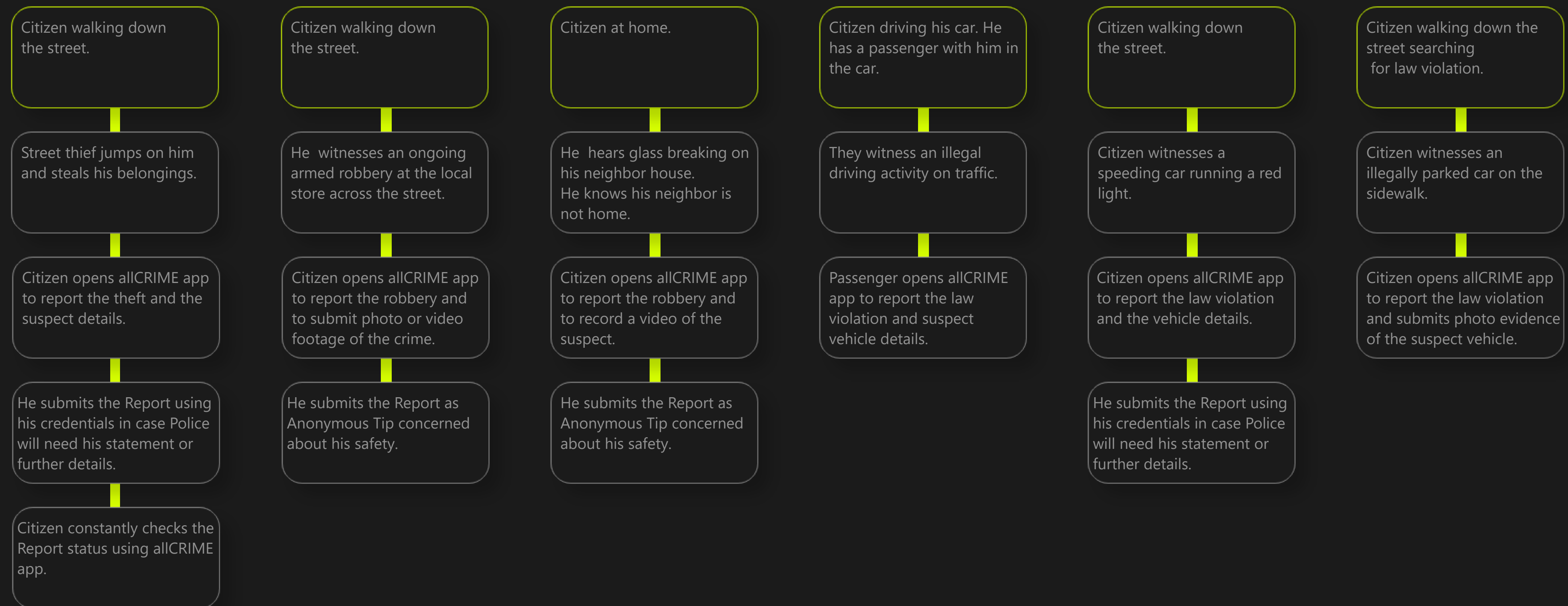
AUDIENCE NEEDS:

- ~ Can I Report a Crime ?
- ~ Can I send video/photo evidence to the Police ?
- ~ Can I stay anonymous after reporting a Crime ?
- ~ How long will take to fill a Crime Report ?
- ~ Do I have to know "law enforcement language" ?
- ~ Is there a quick way to submit the Report with just key Information? (without having to fill all the Details)
- ~ Can I get updates on my Report ?
- ~ How can I find all the Reports I submitted ?
- ~ Will I be able to see Crime Rate and statistics of my area?

SOLUTION (CONTENT & FUNCTIONALITY)

- ~ Interactive app design
- ~ Accessibility, UX, IA – improvements
- ~ Crime Rates / Statistics charts
- ~ Fast dial Emergency number
- ~ Notifications regarding submitted Reports.

***NOTE:** I use a persona to represents a cluster of users who exhibit similar behavioral patterns in their purchasing decisions, use of technology or products, customer service preferences, lifestyle choices, and the like. After figuring out who the projects audience is I normally build the personas. By doing this I'm creating a clear image of who the user in our audience is.



***NOTE:** The easiest way to understand behavior is through scenarios, identifying a users goals and needs and his following action steps will lead you to truly understanding why and how a user is using your product. That represent the building-block for the project development

USER EMOTIONS

Witnessing or being a victim of a crime can be a traumatic experience. It may produce physical, emotional and psychological responses that people do not understand immediately. Everyone experiences the effects of crime differently and that every reaction is normal.

When people encounter a high stress situation, they may experience a wide range of emotions. Everyone responds differently. Some feelings may include:

- Shock
- Fear
- Stress or anxiety
- Sadness or depression
- Anger
- Frustration
- Problems in communication

Due to the expressed feelings and emotional state of the users when witnessing or being a victim of a crime, the app requires:

- User-centered Design approach**
- Highly interactive**
- Modern user experience**
- Ease of use**

***NOTE:** UX research serves many purposes throughout the design process. It helps us identify and prove or disprove our assumptions, find commonalities across our target audience members, and recognize their needs, goals, and mental models, and emotional state. This means understanding the exact feelings and emotions.

Conducting interviews is essential in gathering information. Throughout the years I've learned that the better you get at this the more useful the information will be. Knowing the user is the key. This often involves psychology understanding the user.

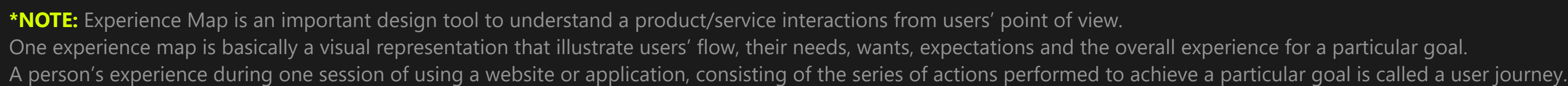
REQUIREMENTS:

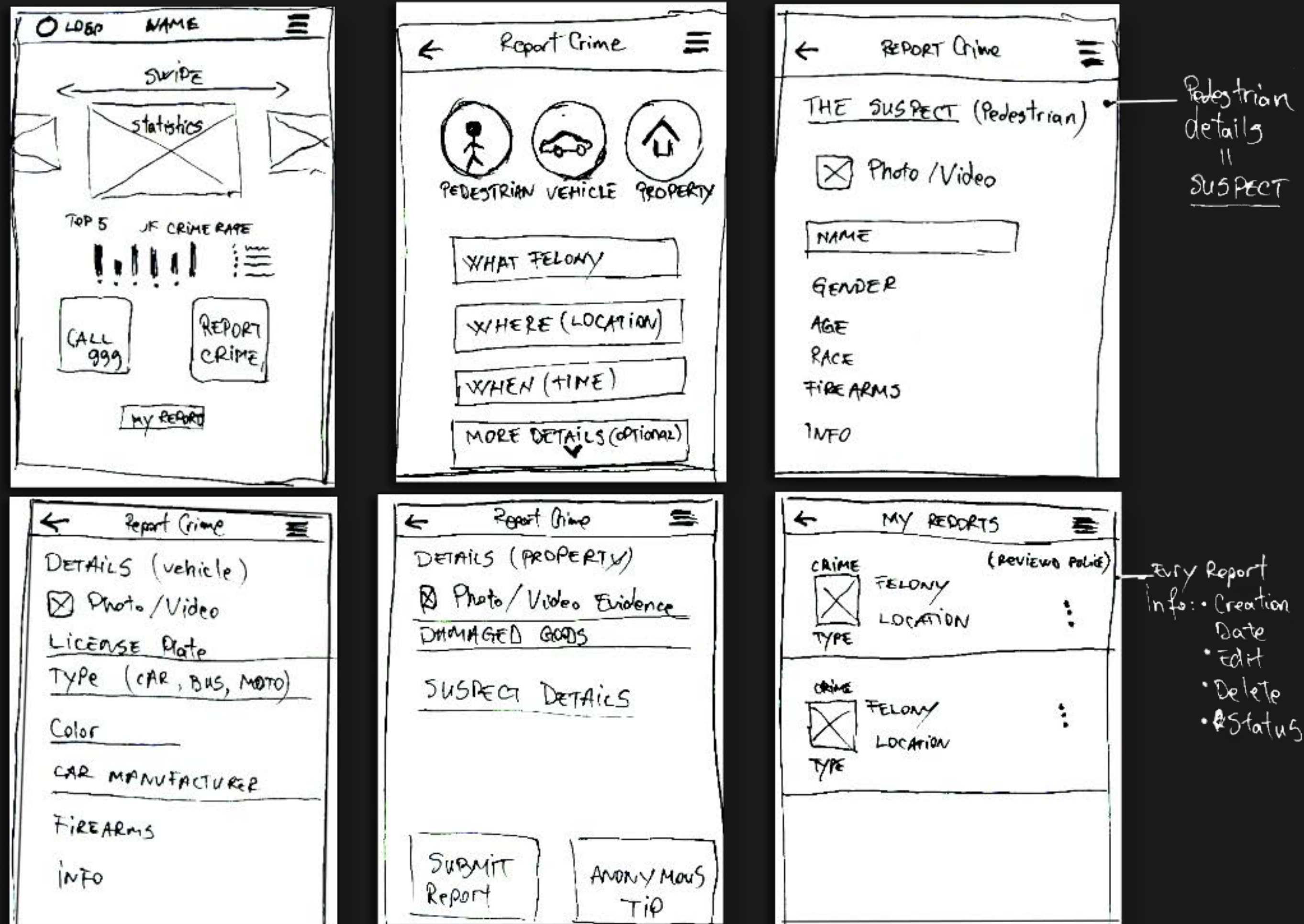
- ~ Quick Access to the Crime Report section.
- ~ Keep the typing areas to a minimum amount.
- ~ Use pre-established options for filling the Report without losing vital information.
- ~ Possibility of creating and submitting the key details on the report within 8-10 taps.
- ~ Benefit from the user's experience and interactions with the most used apps.
- ~ Allowing witnesses to keep a low profile while gathering Details and Evidence for an on-going law violation.

SOLUTIONS:

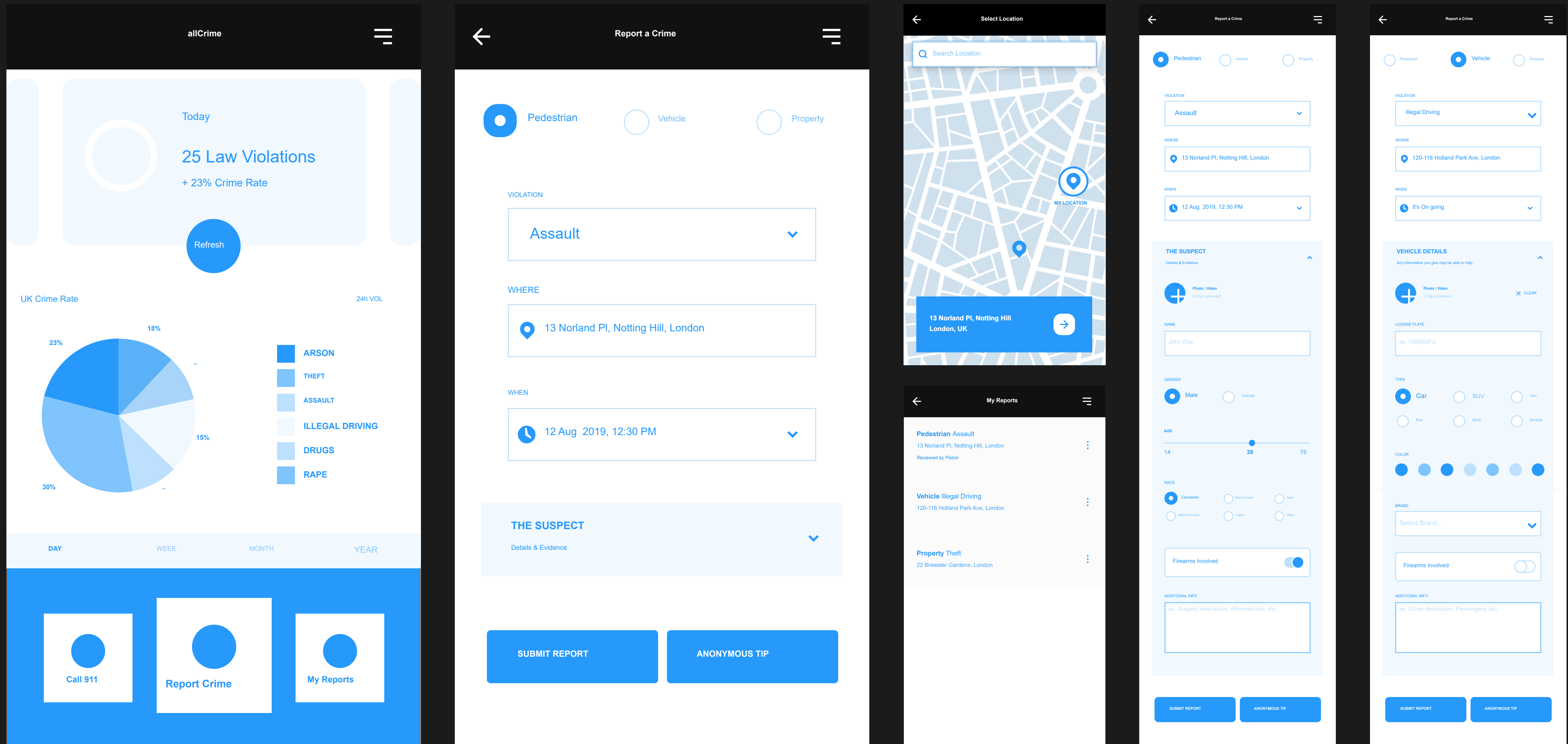
- ~ Report Crime button on the Main Page.
- ~ Keyboard type optional only for Additional Information.
- ~ Use a menu selection for a quick completion of the vital information (**FELONY, LOCATION, TIME**).
- ~ Identify user's familiar apps and mind set in similar situations.
- ~ Enable the option to quick pin-point the location of a crime on a map using device's GPS/Location service.
- ~ Design the App using a **Dark Theme** to protect the witnesses while reporting an ongoing felony. This will also help them when using the app during **night hours**. Most law violations take time during night time.

***NOTE:** After figuring out who the project's audience is and the user's mind set, I normally go and make a list of the key features and in-depth user experience requirements and solutions. These guidelines will be the main focus when building the central piece of the app.





***NOTE:** I use low-fidelity prototypes in order to have an early validation of the product saving time and making sure I'm not producing wasteful design work. I can easily and efficiently make changes while including users feedback based on their reactions.



***NOTE:** I build high fidelity wireframes and fully annotated diagrams, having a basis to begin creating screens; I also use them for user testing and as a reference point for functional specifications and communicating the functionality I am going to build with stakeholders.



The app is required to work as an extension of the UK Police, simplifying the **process of people - police interaction**. While reporting crimes, the users will have to be responsible, confident and know the law protects them. In that light, I tried to insert the **UK Police colors** in key sections of the app.

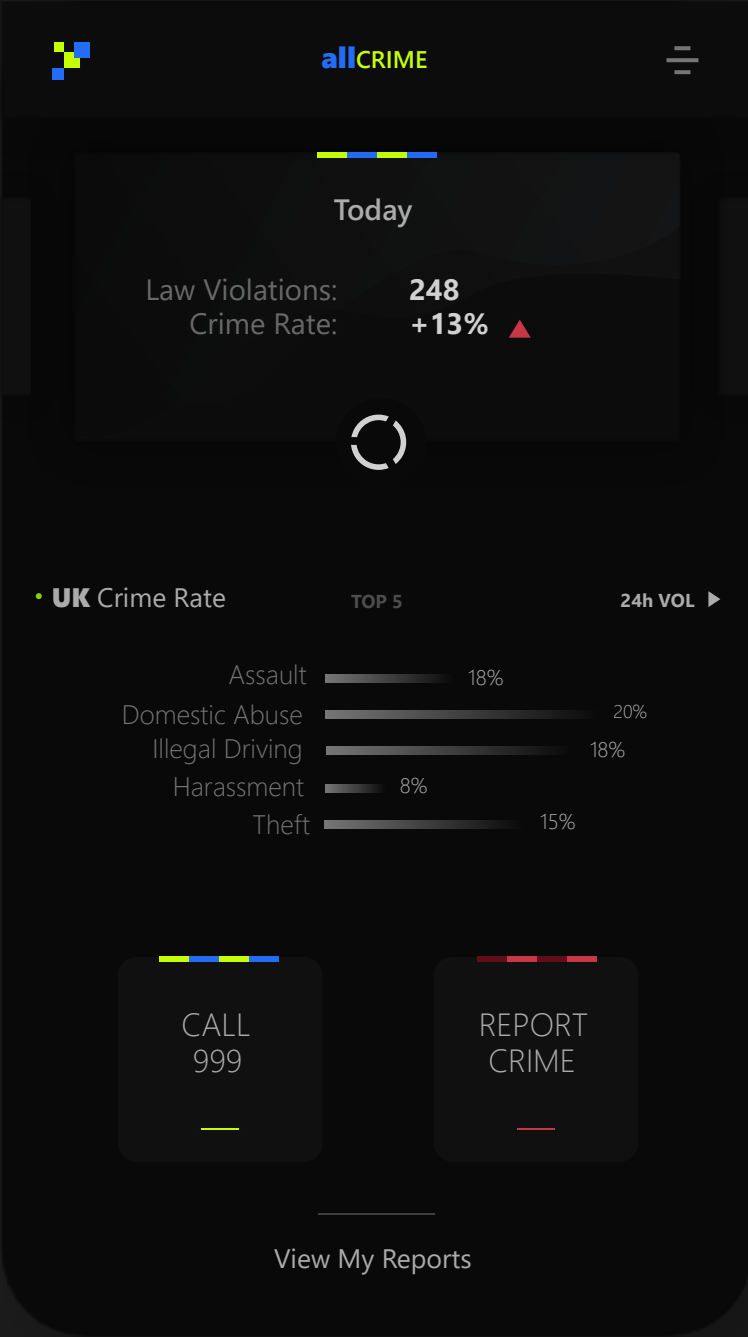
Typography

SEGOE UI BOLD 10PX
 Segoe UI Light 12px
 Segoe UI Light 14px
 Segoe UI Semibold 16px
 Segoe UI Regular 18px
 Segoe UI Light 20px

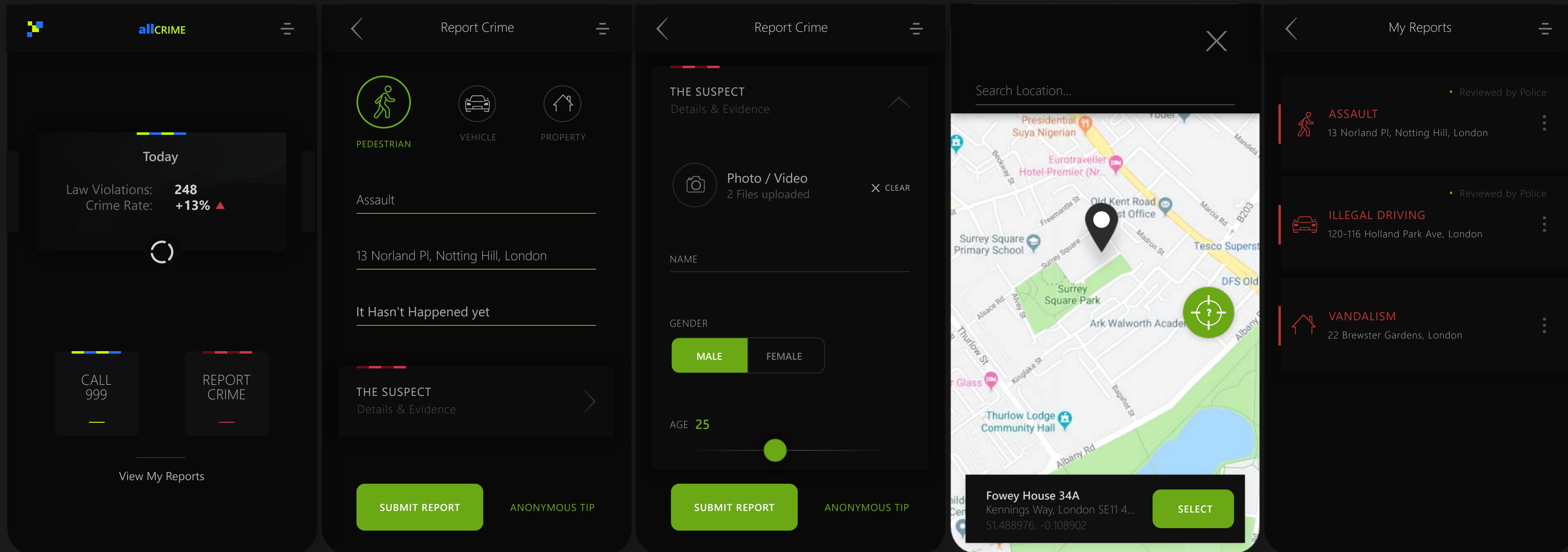
Colors



Tools



***NOTE:** Having a background in design I love getting my hands dirty and producing the final high quality visual designs as well as the guidelines and specification. I’m always up-to-date with the latest industry trends and I also have a passion for design innovation.



***NOTE:** Visual design maximizes the aesthetic, information-conveying capabilities of graphics and text. It's actually a subdiscipline within the UX process, contributing to UI Design, information design, and graphic design.

PROBLEMS:

During high stress situations users showed a lack of ability to concentrate.

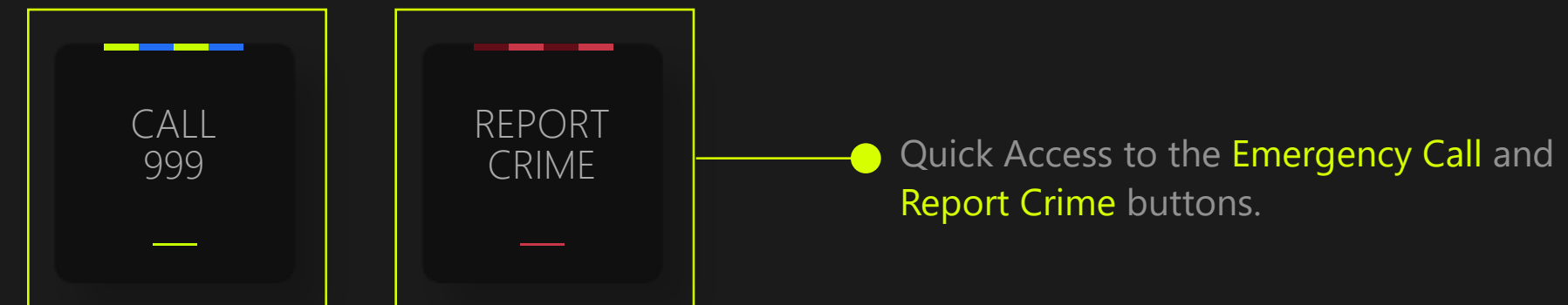
In a classical definition of fear and stress, we think of threatening stimuli activating a species-specific defensive threat reaction. This defensive reaction triggers physiological stress responses including adrenal hormone release.

In many situations crime witnesses stated they could not even remember the emergency number or suffered a temporary loss of voice.

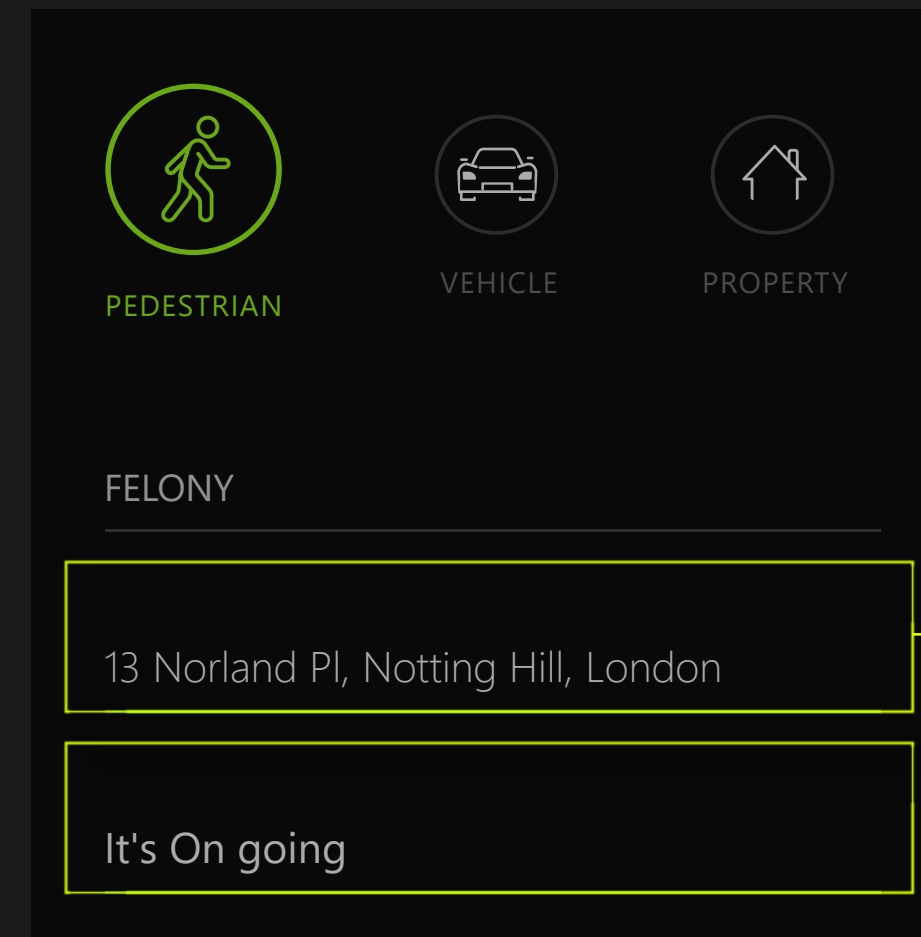
SOLUTIONS:

Always keeping the **important content** on sight along with the shortcut for the **Emergency Call** number.

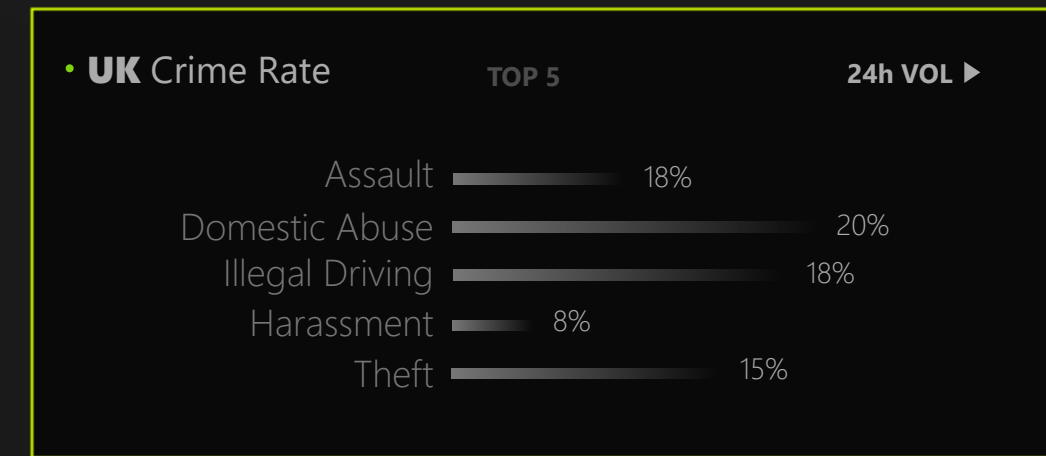
Typing on phone's keyboard **is optional**. All the important details use **pre-established options**.



Quick Access to the **Emergency Call** and **Report Crime** buttons.



Able to submit a Report in under **5 taps** (5-7 seconds). The app uses the **current phone location** and dates the crime as "**On going**" as **default values** when creating a Report.



- Using **dropdown menu** instead of the regular input field keyboard typing



- Fast Location service using Google Maps and build-in GPS.

Photo / Video

0 Files uploaded

GENDER

MALE

FEMALE

AGE

25

RACE

Caucasian

Afro-American

Latino

Native-American

FIREARMS INVOLVED

NO

VEHICLE TYPE

Car

SUV

Van

Bus

Moto

Bicycle

VEHICLE COLOR

VEHICLE BRAND

ASSAULT

13 Norland Pl, Notting Hill, London

Reviewed by Police

ILLEGAL DRIVING

120-116 Holland Park Ave, London

Reviewed by Police

VANDALISM

22 Brewster Gardens, London

Reviewed by Police

SUBMIT REPORT

ANONYMOUS TIP

Uploading photos or video footage of the reported crime

Fast, easy to use features for completing a more detailed Report (suspect and vehicle description).

Check the Status of the reports, Edit, and Delete them.

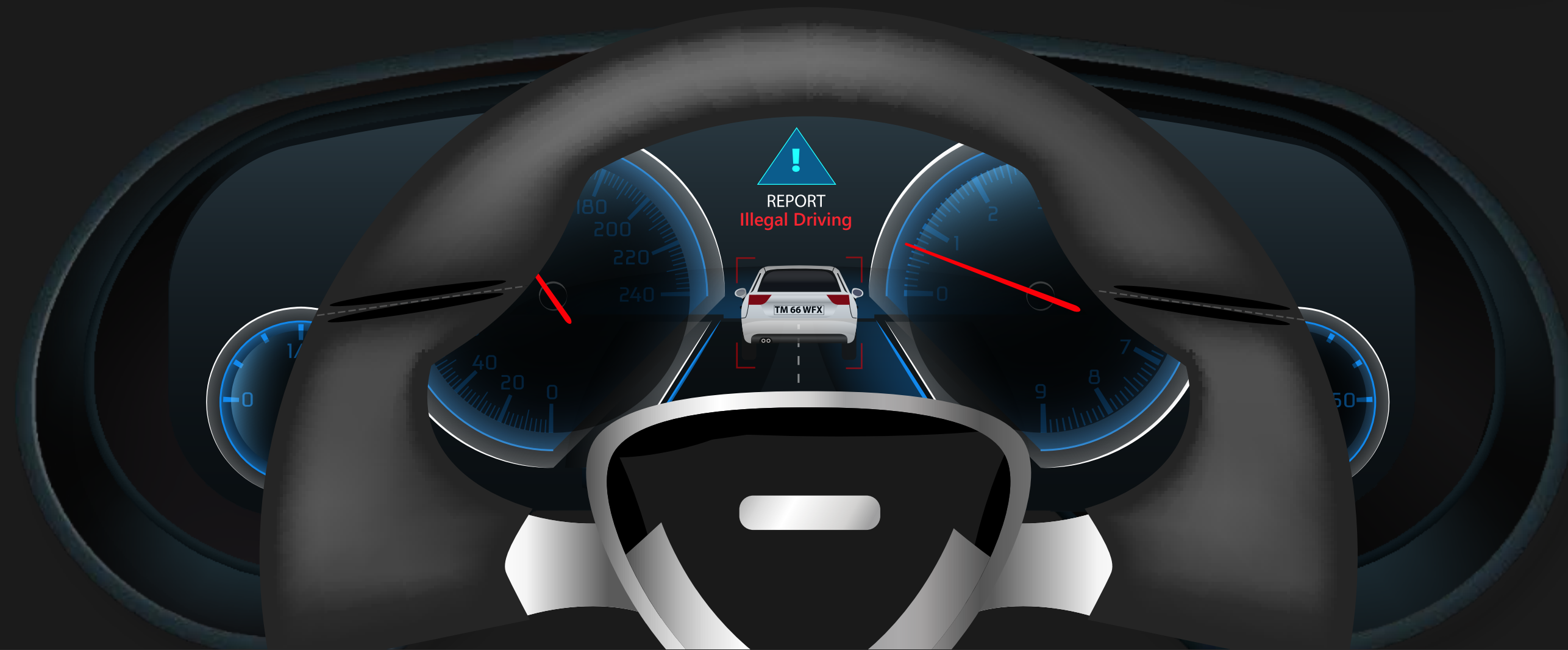
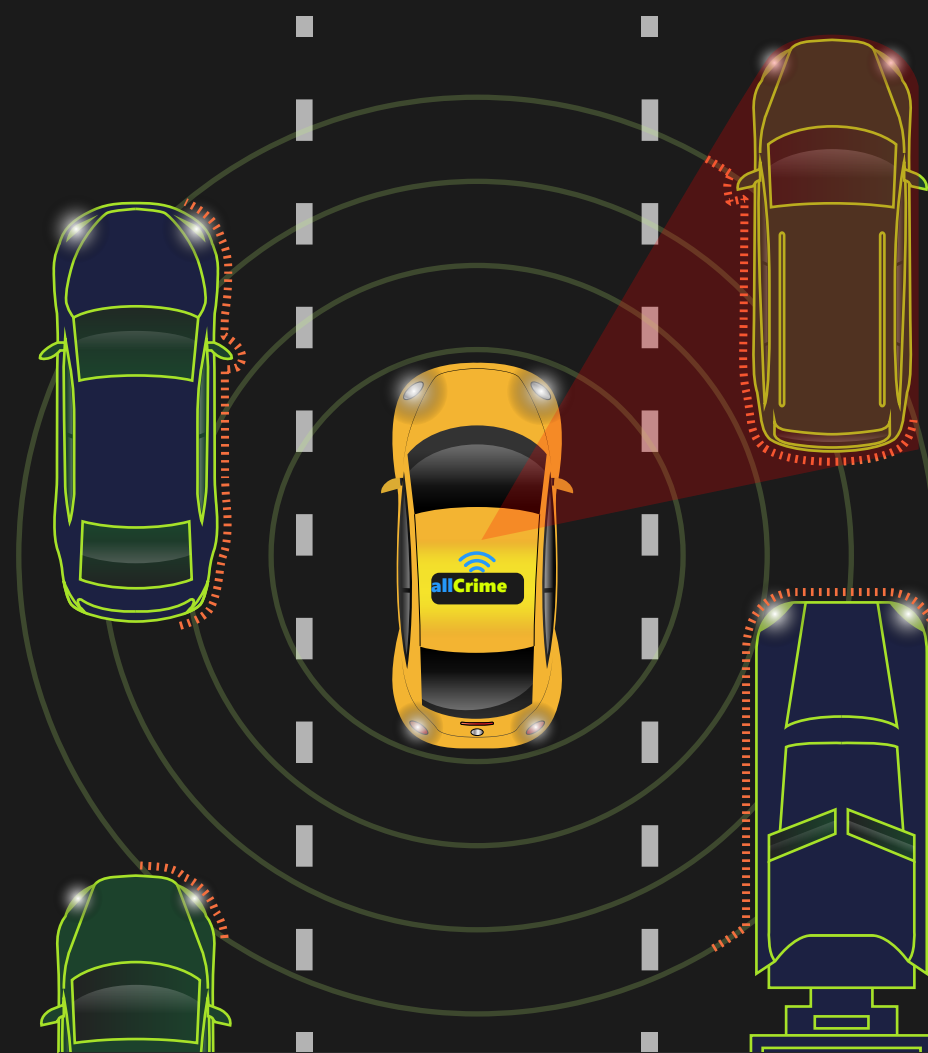
Ability to keep a low profile after submitting a Report.

AUTOMOTIVE INTEGRATION

The entire automotive industry is moving towards developing innovative technologies to enable better connectivity solutions, improve vehicle safety, and enhance in-vehicle user-experience.

I came up with the idea of integrating **allCrime** into modern **vehicles OS** and make use of their latest technology.

The **proximity sensors and cameras** will constantly scan the surrounding traffic **collecting data**. Using **real-time algorithms** to process the data, the app will analyze the surrounding vehicles movement and patterns and **detect** any **traffic rules violation**.



***NOTE:** Initiative and creativity move the world. They foster the realization of innovative ideas in various industries and contribute to constant development. I always try to bring new ideas to the table.